

---

**Download**




[Ink Reset Keygen Idm](#)

## How to clear counter Canon IP 2770

1. When the counter nearly full, an orange light blinks on the Resume button 8 times. Switch to green Power button one time. Press a Resume button. The printer are working then. But if the counter is full a light on the power and Resume will flash alternately. It will show "Error number : 5B00" on the screen.




2. Connected POWER and USB line before the reset. ( Must be installed a program driver before the reset.)

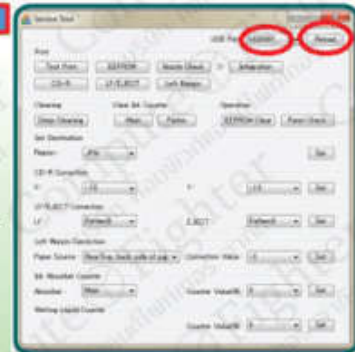
3. After downloading, you will get a file  but you have to change the file name extension from ".doc" to ".exe", follow the sample below.



4. Double clicks on file **IP2770.exe**




5. Notice at the USB port, it must be the same number as a printer's driver. You can check it by go to Control panel → Printers and Faxes → Canon iP 2770 then right click and choose Printer Properties then choose Port as the picture 



After checking the same port. Then go to service mode and follow the steps.

- Turn off without pull the AC Power line out. Wait until a printer is turning off. Press a Resume and Power button for a while and press Resume for 5 times. (There fore press a Resume also still on power button) After 5 times. Leave them. If it correct, the green light will flash on ready to work.

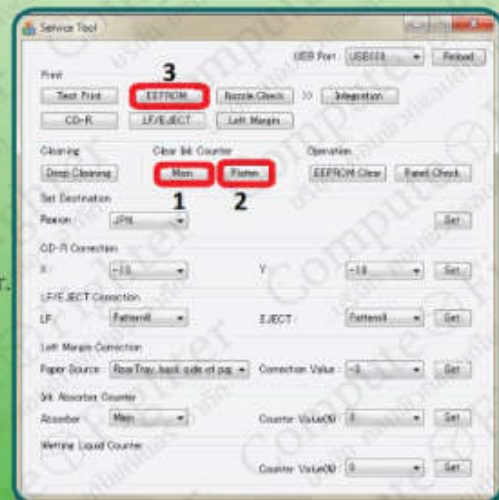
6. Click Reload, will get a new USB port 

7. Add two sheets of paper and press a Main button, wait until the printer is working (The program will be highlighted in gray). After that will show the text, click OK. Print one of a paper.

8. Press a Platen button. Wait until a printer working (The program will be highlighted in gray). It will show "Error 001", press OK.

9. Press EEPROM Wait until a printer working (The program will be highlighted in gray) and print one more paper. After that will show the text, click OK.

10. When completed step then turn off and turn on, it will work the same. ( Sometimes have to press Power twice to turn off)



**หมายเหตุ :** โปรแกรมตัวนี้สามารถใช้งานได้เพียงครั้งเดียวเท่านั้น ถ้าต้องการใช้งานใหม่ให้ดาวน์โหลดใหม่ **\*แต่ต้องลบไฟล์เก่าออกให้หมด\***

---

[Ink Reset Keygen Idm](#)



---

Ink Reset Keygen Torrent Use Free TRIAL Reset Key No registration Ink Reset Keygen Download IDM 6.. 11 Keygen and Patch Get latest WIC Reset Key 2017 Utility is used to reset your waste ink counters.. If you want to use IDM then you need to purchase this application But you can download the latest version of IDM with Crack & Patch.

1. [wic reset keygen](#)
2. [epson l382 resetter keygen](#)
3. [canon wic reset keygen](#)

Now click on the reset button IDM trial now Internet Download Manager (IDM) is the most powerful download tools that you can use to download anything such as movie, game, application, audios and video songs etc.

## wic reset keygen

wic reset keygen, wic reset keygen crack, epson l382 resetter keygen, wic reset keygen free, canon wic reset keygen, wic reset keygen mac, ink pad reset keygen, wic utility reset keygen, epson wic reset keygen, epson reset keygen, keygen reset, wic reset keygen free download, wic reset keygen download, reset ssh keygen, wic reset keygen for canon g2000, ssh-keygen reset passphrase [????????????????](#)

WIC Reset Key serial number; WIC Reset Next article IDM 6 26 Build 11 How To Fix IDM Fake Serial Number is an event where the IDM that you use detected by the server IDM using the serial.. Today, I am sharing the best way about how to fix IDM Fake Serial Number 2015 which is a software and that is very powerful to overcome the problem IDM blocked and frequent notification window Internet download manager has been registered with a fake serial number.. Sometimes we face Fake Serial Number problem There is a way to eliminate IDM fake serial number of the latest 2015. [Download Crack Corel Draw X7](#)




## How to clear counter Canon IP 2770

1. When the counter nearly full, an orange light blinks on the Resume button 8 times. Switch to green Power button one time. Press a Resume button. The printer are working then. But if the counter is full a light on the power and Resume will flash alternately. It will show "Error number : 5B00" on the screen.




2. Connected POWER and USB line before the reset. ( Must be installed a program driver before the reset.)

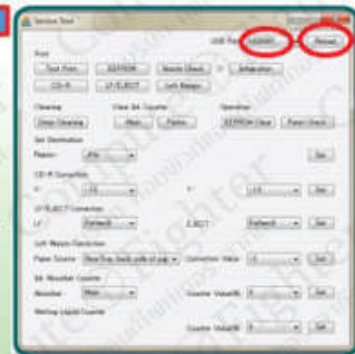
3. After downloading, you will get a file  but you have to change the file name extension from ".doc" to ".exe", follow the sample below.



4. Double clicks on file **IP2770.exe**

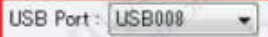


5. Notice at the USB port, it must be the same number as a printer's driver. You can check it by go to Control panel ⇒ Printers and Faxes ⇒ Canon iP 2770 then right click and choose Printer Properties then choose Port as the picture 



After checking the same port. Then go to service mode and follow the steps.

- Turn off without pull the AC Power line out. Wait until a printer is turning off. Press a Resume and Power button for a while and press Resume for 5 times. (There fore press a Resume also still on power button) After 5 times. Leave them. If it correct, the green light will flash on ready to work.

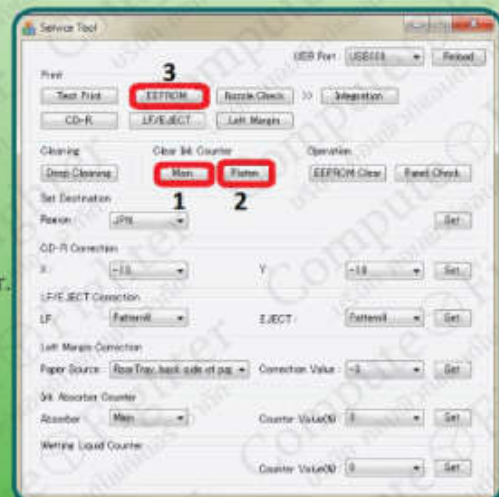
6. Click Reload , will get a new USB port 

7. Add two sheets of paper and press a Main button, wait until the printer is working (The program will be highlighted in gray). After that will show the text , click OK. Print one of a paper.

8. Press a Platen button. Wait until a printer working (The program will be highlighted in gray). It will show "Error 001" , press OK.

9. Press EEPROM Wait until a printer working (The program will be highlighted in gray) and print one more paper. After that will show the text , click OK.

10. When completed step then turn off and turn on, it will work the same. ( Sometimes have to press Power twice to turn off)



**หมายเหตุ : โปรแกรมตัวนี้สามารถใช้งานได้เพียงครั้งเดียวเท่านั้น ถ้าต้องการใช้งานใหม่ให้ดาวน์โหลดใหม่ \*แต่ต้องลบไฟล์เก่าออกให้หมด\***

[Weapons In Starbound free download last version](#)

## **epson l382 resetter keygen**

[How To Download Obs For Mac](#)

[Free download Save NPC Face Skyrim for windows 10 32bit current version](#)

## **canon wic reset keygen**

[Paul Anka Papa Midi Karaoke](#)

ae05505a44 [Download Game Naruto Zip Android](#)

ae05505a44

[Design Of Post Tensioned Slabs On Ground 3Rd Edition Manualidades](#)